

PROJECT: **Greater Dublin Drainage Scheme Ground Investigation**

TITLE: **Exploratory hole location plan**

CLIENT: **Irish Water**

KEY:



SCALE: **NTS@A3**

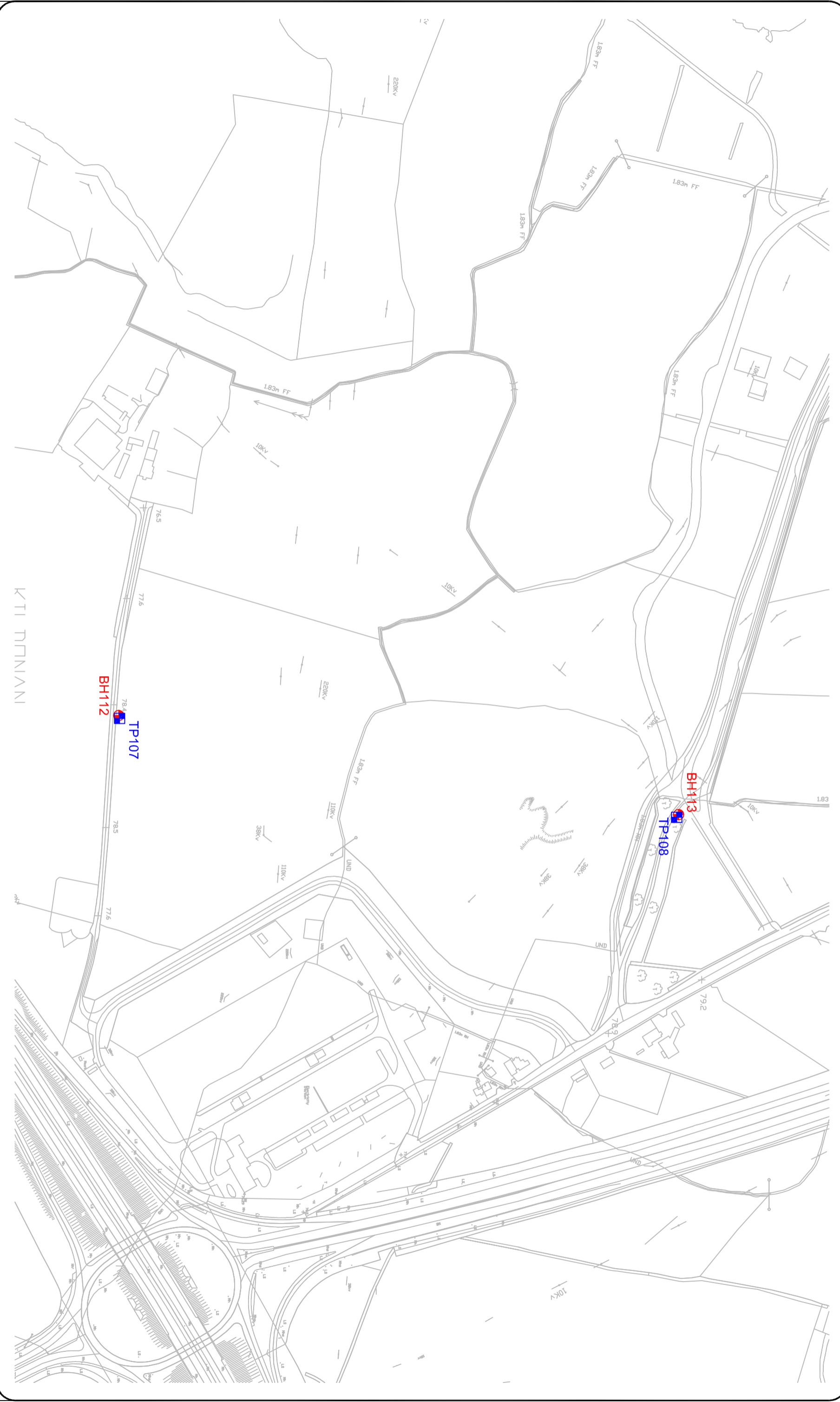
DATE: **19/02/2015**

ENGINEER: **Tobin Consulting Engineers**

DRWN: **BS**  
CHCK: **DO'M**

SERIES: **2 of 10**

DWG No: **14-645-EHL-002**



PROJECT: Greater Dublin Drainage Scheme Ground Investigation

TITLE: Exploratory hole location plan

CLIENT: Irish Water

ENGINEER: Tobin Consulting Engineers

KEY:



SCALE: NTS@A3

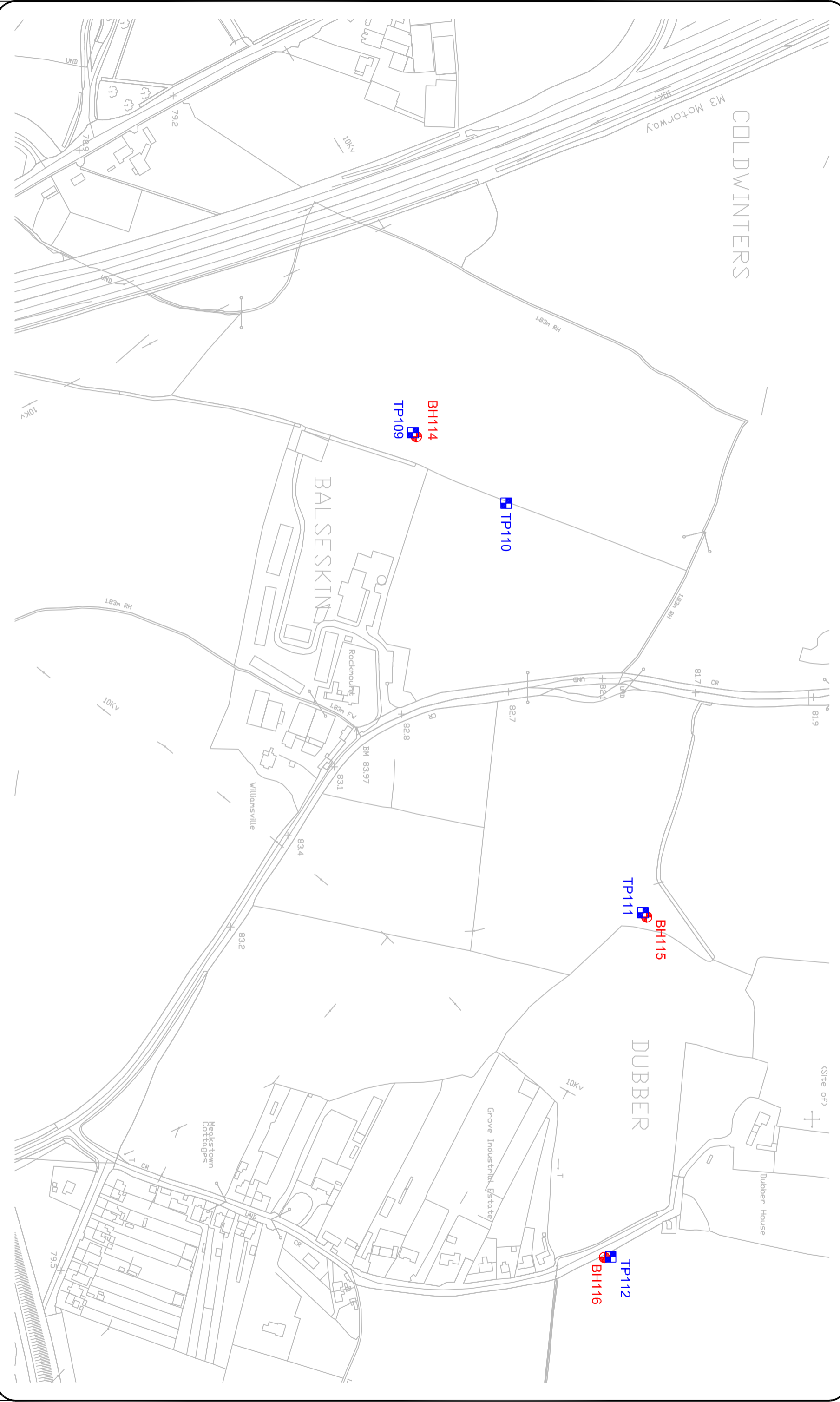
DRWN: BS

CHK: DO'M

DATE: 19/02/2015

SERIES: 3 of 10

DWG NO: 14-645-EHL-003



PROJECT: Greater Dublin Drainage Scheme Ground Investigation

TITLE: Exploratory hole location plan

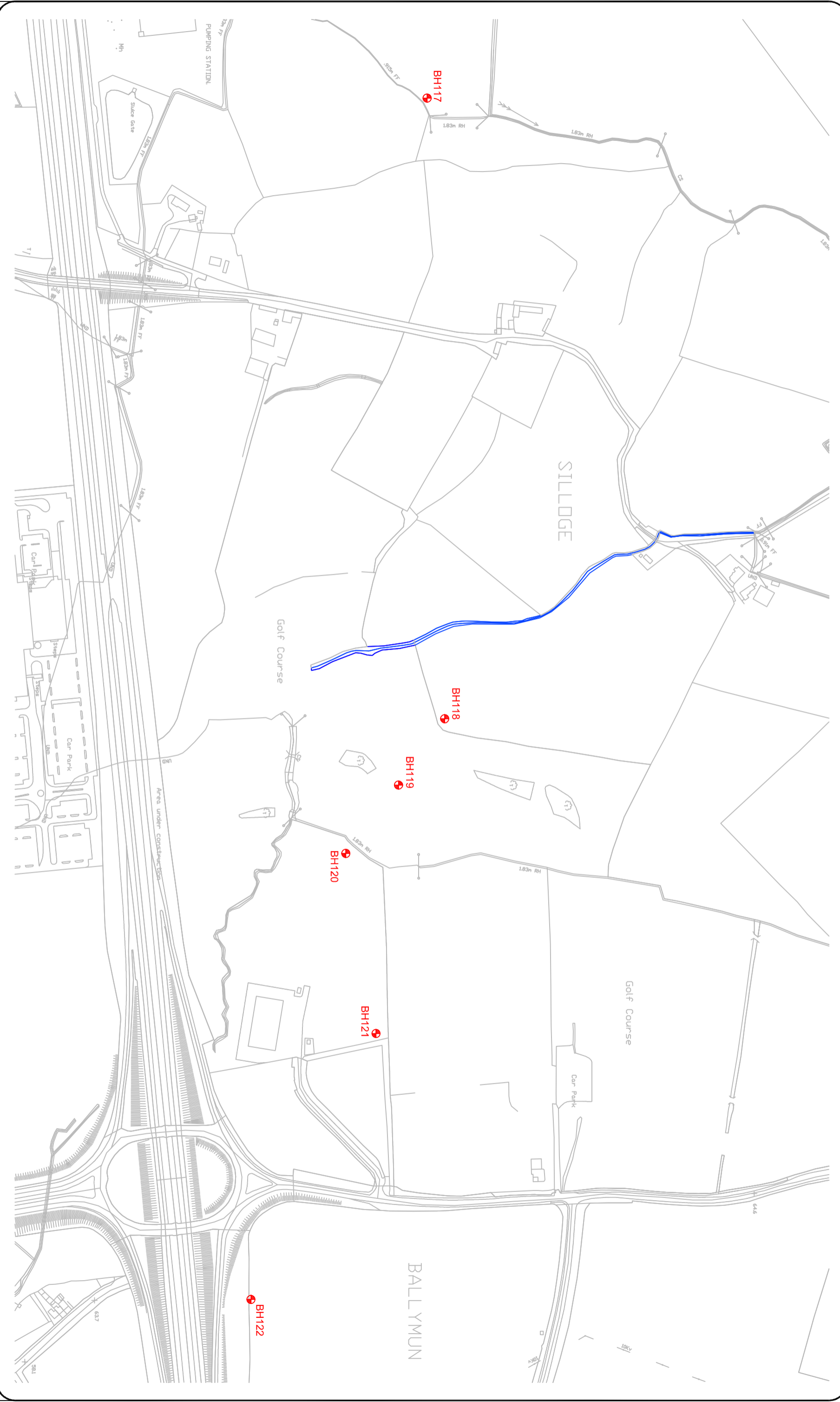
CLIENT: Irish Water

KEY:

ENGINEER: Tobin Consulting Engineers



SCALE:	DATE:
NTS@A3	19/02/2015
DRWN: BS	SERIES: 4 of 10
CHK: DOM	DWG NO: 14-645-EHL-004



PROJECT: Greater Dublin Drainage Scheme Ground Investigation

TITLE: Exploratory hole location plan

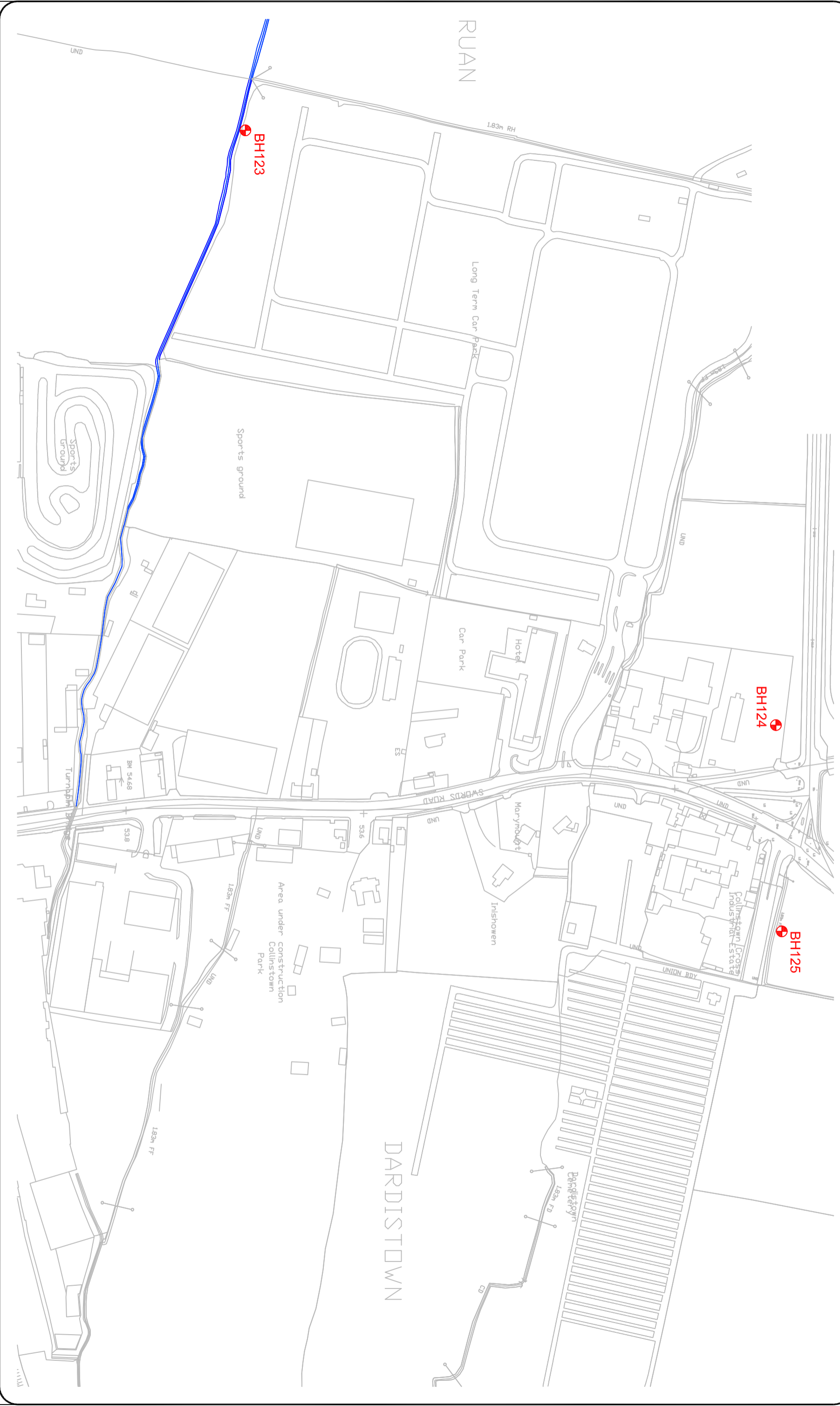
CLIENT: Irish Water

KEY:

ENGINEER: Tobin Consulting Engineers



SCALE:	DATE:
NTS@A3	19/02/2015
DRWN: BS	SERIES: 5 of 10
CHK: DO'M	DWG NO: 14-645-EHL-005



PROJECT: Greater Dublin Drainage Scheme Ground Investigation

TITLE: Exploratory hole location plan

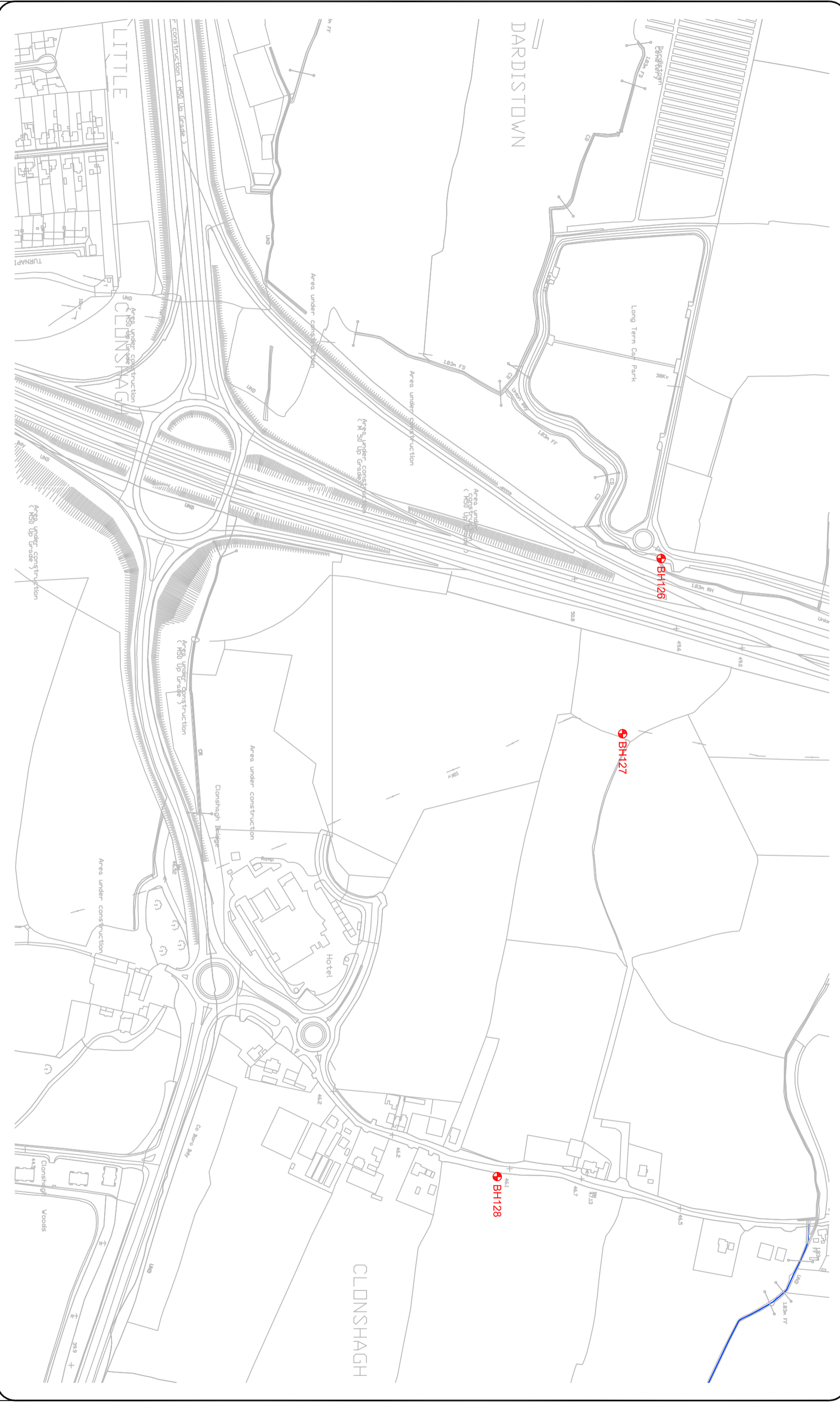
CLIENT: Irish Water

ENGINEER: Tobin Consulting Engineers

KEY:



SCALE:	DATE:
NTS@A3	19/02/2015
DRWN: BS	SERIES: 6 of 10
CHK: DOM	DWG NO: 14-645-EHL-006



PROJECT: Greater Dublin Drainage Scheme Ground Investigation

TITLE: Exploratory hole location plan

CLIENT: Irish Water

ENGINEER: Tobin Consulting Engineers

KEY:



SCALE:	DATE:
NTS@A3	19/02/2015
DRWN: BS	SERIES: 7 of 10
CHK: DOWM	DWG NO: 14-645-EHL-007



PROJECT: Greater Dublin Drainage Scheme Ground Investigation

TITLE: Exploratory hole location plan

CLIENT: Irish Water

KEY:

ENGINEER: Tobin Consulting Engineers



SCALE:	DATE:
NTS@A3	19/02/2015
DRWN: BS	SERIES: 8 of 10
CHK: DO'M	DWG NO: 14-645-EHL-001



PROJECT: **Greater Dublin Drainage Scheme Ground Investigation**

TITLE: **Exploratory hole location plan**

CLIENT: **Irish Water**

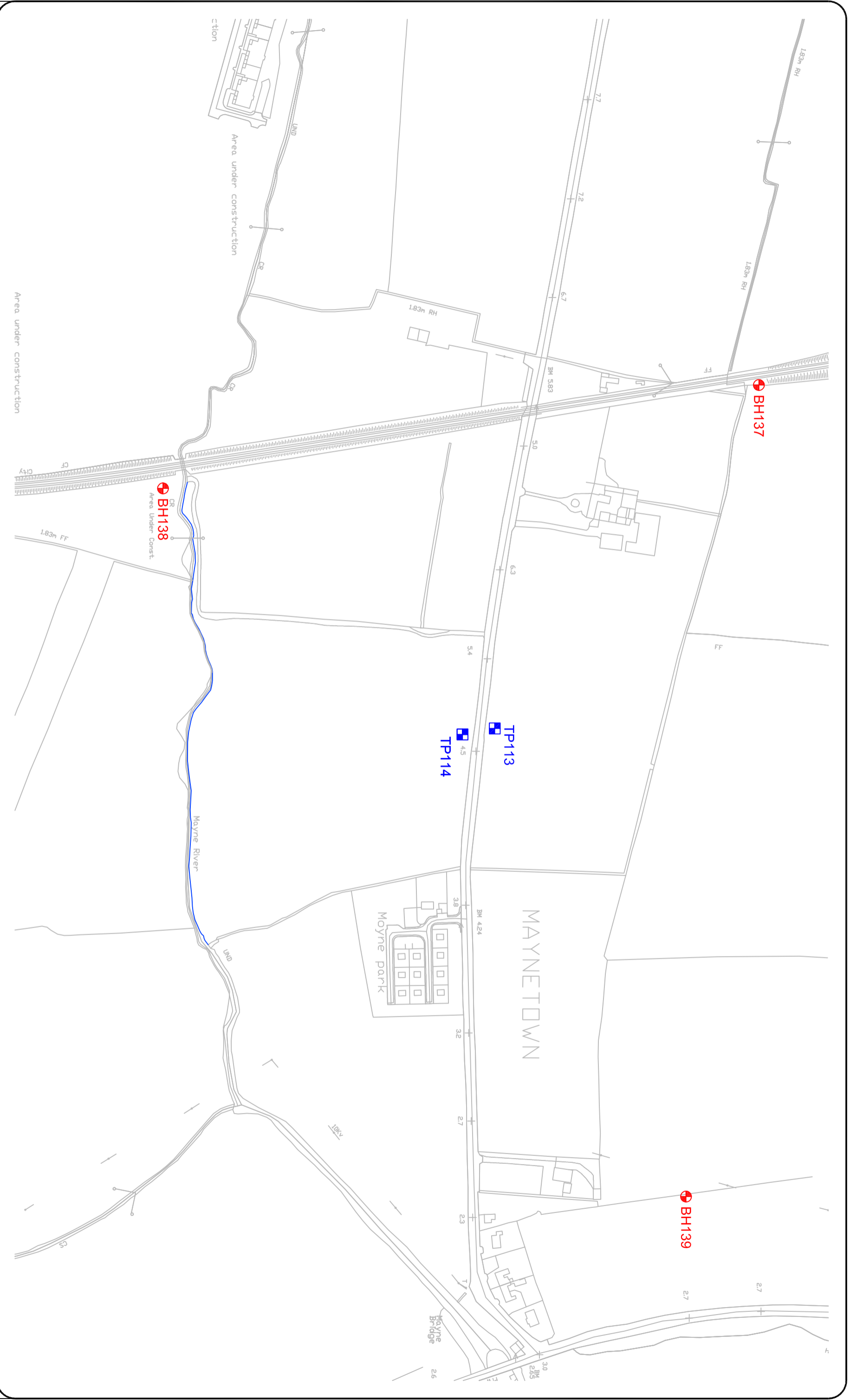
KEY:

ENGINEER: **Tobin Consulting Engineers**



SCALE:	DATE:
NTS@A3	19/02/2015
DRWN: BS	SERIES: 9 of 10
CHK: DOWM	DWG NO: 14-645-EHL-009





PROJECT: **Greater Dublin Drainage Scheme Ground Investigation**

TITLE: **Exploratory hole location plan**

CLIENT: **Irish Water**

KEY:

ENGINEER: **Tobin Consulting Engineers**



SCALE:	DATE:
NTS@A3	19/02/2015
DRWN: BS	SERIES: 10 of 10
CHK: DOM	DWG NO: 14-645-EHL-010



PROJECT: Greater Dublin Drainage Scheme Ground Investigation

TITLE:

Exploratory hole location plan

CLIENT: Irish Water

KEY:

ENGINEER: Tobin Consulting Engineers



SCALE:		DATE:	
NTS@A3		19/02/2015	
DRWN:	BS	SERIES:	
CHCK:	DOM	1 of 1	DWG NO:
			14-645-EHL-Overview